



Ref:NMS:CRP:023:26:27

14<sup>th</sup> May 2026

**CIRCULAR TO PARENTS (Grades I to XII)**  
**Sub: TAAL -2026 (Dance and Music Competition)**

Dear Parents,

**Greetings from NMS Fraternity!**

We are glad to announce that the school is providing yet another opportunity for our students to showcase their talent in 'TAAL'2026 (Music and Dance Competition).

**Kindly note the details related to the selection for the competition.**

This Competition is open for the students of Grades I to XII

There will be a preliminary round, which will be conducted from 19<sup>th</sup> May,2026 during the regular Music and Dance periods. The interested students from Grades IX to XII may contact the Music & Dance teachers during their Home Room Period. After the preliminary rounds the finalists will be announced. The date for finals will be intimated later.

Interested students can fill in the consent form attached with the circular and submit it to their respective Homeroom Teachers latest by Monday,18<sup>th</sup> May,2026. Please note that the participation is optional.

For further queries, kindly check the competition guidelines attached with the circular or contact the respective Dance/Music Teacher.

We look forward to having an excellent participation.

Thanking you,

With best regards,

Arun Kuumar Sharma  
Principal

---

**CONSENT FORM FOR PARTICIPATION IN 'TAAL -2026'**

I parent of \_\_\_\_\_ Grade/ Section \_\_\_\_\_

would like to confirm the participation of my child for the Solo Dance  Music

Name and Signature of Parent: \_\_\_\_\_ Date: \_\_\_\_\_

## **GUIDELINES, RULES AND REGULATIONS**

### **Solo Dance Competition**

In the preliminary round, dance to be presented in free style. The time duration will be 2 minutes. Students should bring their songs in a USB in MP3 format. Students can come in the School's Sports Uniform for the selection.

In the final round, Students should present the same dance on the stage and the time limit will be 3 to 4 minutes.

For the final round, students will have to wear the proper costume, but it should be as per the dress code of the school.

The Song chosen should be appropriate for the school level.

Performance Category: Free Style.

**Judging Criteria** : Movement, Rhythm, Expression, Choreography, Overall presentation. Each one 10 marks.

### **Solo Music Competition**

**Pre-selection** - Duration 2 minutes

Selected song and its lyrics should be appropriate for the school level. In the preliminary round the students will sing without the music but in the finals, students may use a karaoke track.

**Time limit:**

Preliminary round– 2 minutes

Finals – 3 – 4 minutes

The song should be sung in Hindi or English language only.

Style - Light music

Rap song is not allowed.

**Judging criteria** - Voice clarity, Vocal Expression, Rhythm, Pitch and Overall Performance. Each one 10 marks.



Ref:NMS:0016:26:27

6<sup>TH</sup> May,2026

**Circular to Parents (KG I to Grade II)**


**Sub: Science & Computer Science Week**


Dear Parents,

Greetings from NMS Family

Science and technology are the cornerstones of innovation, discovery, and progress in today's rapidly advancing world. To foster curiosity, critical thinking, creativity, and problem-solving skills among our students, New Millennium School is delighted to announce the celebration of **Quantum Quest – Science and Computer Science Week 2026** from 10th to 14th May, 2026. This exciting week will provide students with opportunities to participate in a variety of engaging activities such as experiments, coding challenges, quizzes, model making, presentations, and hands-on learning experiences that bridge classroom concepts with real-world applications. Through this initiative, we aim to nurture scientific temperament, digital literacy, and an innovative mindset among our learners.


**KG I LIST OF ACTIVITIES PLANNED FOR SCIENCE WEEK**

DATE	TOPIC	LEARNING OUTCOME	REQUIREMENTS
10-05-2026	<u>Sink or Float experiment</u> 	Students will actively participate and start to categorize objects based on whether they float or sink. They will begin to compare the characteristics of the objects (e.g., size, weight, material).	Students can bring grapes/apple/ orange/ Tomato/Potato/onion
11-05-2026	Lifecycle of a plant	Student will be able to learn the lifecycle of a plant and do the observation worksheet.	Will be provided at school

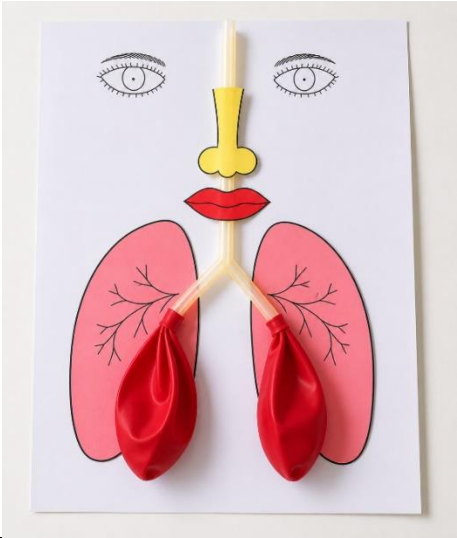
			
12-05-2026	<u>Five sense organs - Scavenger hunt</u>	Students will be able to identify the five sense organs and describe how they are used to explore (The Mystery Box, Sound Safari, the "Flavor Test" Station, Scent Jars) and gather information about their environment to fill the observation sheet.	Will be provided at school
13-05-2026	<u>Parts of the body yardstick</u>	Students will assemble independently the different parts of the body and the sense organs.	Parts of the body yardstick

### KG II LIST OF ACTIVITIES PLANNED FOR SCIENCE WEEK


DATE	TOPIC	LEARNING OUTCOME	REQUIREMENTS
10-05-2026	Experiment with Air.	Students will explore that <b>air is present, takes up space, and can move objects</b> by using a balloon to blow small paper pieces. They will understand that air is invisible but has force and develop observation skills through hands-on experimentation.	HR booklet page no. 77
11-05-2026	Float and sink experiment	Students will observe and identify which objects <b>float</b> and which objects <b>sink</b> in water by conducting a simple experiment and recording their findings in a table. They will develop prediction, observation, and sorting skills.	HR booklet page no. 81

12-05-2026	<p>Skittles experiment</p> 	<p>Students will explore how colour dissolves in water and observe the process of diffusion. They will also develop skills in making observations, predictions, and describing changes over time.</p>	<p>Will be provided at School.</p>
13-05-2026	<p>Parts of a Plant Yardstick kit</p>	<p>Students will identify the parts of a plant using the yardstick kit and understand that each part has a special function.</p>	<p>Parts of the plant Yardstick Kit.</p>

### GRADE 1 EVS WEEK ACTIVITIES


DAY	ACTIVITIES	REQUIREMENTS	OBJECTIVES
1	My Body Parts Explorer	parts of body Yardstick Kit	<p>To help students identify different body parts.</p> <p>To develop the ability to label body parts correctly.</p>
2	My Breathing Lungs Model	<p>Arrange the model from home as shown in the picture using the given items – one A4 sheet, two straws, two small balloons, glue and scissors.</p> 	<p>To help students understand how lungs help us breathe.</p> <p>To observe how air fills and empties the lungs.</p>
3	My Healthy Fruit Salad	Chopped fruits, bowl, spoon	<p>To help students understand the importance of eating fruits.</p> <p>To develop healthy eating habits.</p>
4	Floating Grapes	2 Grapes, sugar, water, and two transparent glasses.	<p>To help students observe that bubbles can make objects move.</p> <p>To understand that air (gas) can push objects in water.</p>

## Grade 2 EVS Week Activities

Sl. no	EVS Week Activities	Requirements	Objective
1.	Water Fountain	<p>Arrange the set-up from home as shown in the picture with the given items-Two water bottles, two straws, clay or tape and students will show the water fountain.</p> 	<p>To help students see how water can move upward and downward.</p> <p>To build fine motor skills through handling simple materials (bottles, straws, etc.).</p>
2.	Paper Helicopter	One A4 size paper	<p>To help students see how a paper plane moves through the air.</p> <p>To introduce simple ideas like Gravity (pulls the plane down) and Lift (helps it stay in the air).</p>
3.	Balloon inflation, deflation	One balloon, one disposable plastic 250ml bottle	To understand how balloons expand and shrink when exposed to hot and cold temperatures.
4.	Magic with colours	One tissue paper, one transparent disposable plastic glass, 4 different coloured sketch pens	To understand how water is absorbed by tissue paper and causes the colours to spread.

## Computer Science week activities

Grade	Activity	Requirements
Grade 1	<p>Activity 1 (Lab) Rapid Typing software:</p> <p>Students will practice Typing using the Rapid Typing software and learn where to place the fingers while typing and notice the positions of the keys on the keyboard.</p> <p><a href="https://rapidtyping.en.softonic.com/download">https://rapidtyping.en.softonic.com/download</a></p>	
	<p>Activity 2 (Class): Poster making on Do's and Don't in Lab.</p> <p>Reference pictures are given:</p> <p>LO: Students will understand basic computer lab rules and how to maintain it.</p> <p>For each rule, write or type it and draw/paste a simple picture stating it:</p> <p>Use simple lines like the following:</p> <ol style="list-style-type: none"> <li>1. Do Keep it Clean: Keep the lab, desks, and equipment clean and tidy.</li> <li>2. Do Handle with Care: Treat computers, keyboards, and mice gently.</li> <li>3. Do Save Work: Save work frequently, ideally in authorized folders.</li> <li>4. Do Sit Properly: Maintain correct posture while seated.</li> </ol>	<p>A4 or chart paper</p> <p>Colour pencils / crayons / sketch pens, Glue &amp; cut-outs (optional)</p>
Grade 2	Activity 1 (Lab) Blockly levels	<p>In the activity students will practice the principles of coding using the link</p> <p>and use the block code to move the robot.</p>

		<p><a href="https://www.coderobo.ai/introduction-to-programming-coding-robot-python-blockly?lang=blockly">https://www.coderobo.ai/introduction-to-programming-coding-robot-python-blockly?lang=blockly</a> will practice different levels.</p>
	<p>Activity 2 (Class): Poster making on Application area of Computer.</p> <p>Students will understand basic Application area of Computer.</p> <p>For each rule, draw a simple picture and explain its use</p>	<p>A4 or chart paper</p> <p>Colour pencils / crayons / sketch pens, Glue &amp; cut-outs (optional)</p>

All the above mentioned activities will be conducted during their regular periods.

We request you to encourage your ward to participate in all the activities.

Thanks and regards



Dr Arun Kuumar Sharma

Principal



Ref:NMS:CRP:007:26:27

20<sup>th</sup> April 2026

**Circular to Parents (Grade III to XII)**

**Sub: English Week Celebration –‘Connect, Create and Communicate’ (26<sup>th</sup> April to 30<sup>th</sup> April,2026)**

Dear Parents,  
Greetings from NMS Fraternity!

“Language is not just a tool for communication, but a bridge that connects ideas, cultures, and minds.”





In an ever-evolving world where learning transcends physical boundaries, the ability to communicate effectively in English has become more significant than ever. With this vision, we are delighted to announce the celebration of English Week from 26<sup>th</sup> April to 30<sup>th</sup> April 2026, themed “**Connect, Create & Communicate.**”

This year, the activities have been thoughtfully designed to cater to both **offline classroom engagement and online participation**, ensuring an inclusive and dynamic learning experience for all students. Through a diverse range of interactive and creative activities, students will be encouraged to strengthen their listening, speaking, reading, and writing skills while exploring language in meaningful and innovative ways.

The week-long celebration aims to inspire learners to express themselves confidently, think critically, and collaborate effectively, thereby nurturing a lifelong appreciation for the English language. We invite all students to actively participate and make the most of this enriching experience.

The details of the activities are as follows:

GRADE	PERIOD	ACTIVITY	DESCRIPTION OF THE ACTIVITY (HYBRID MODE)	MATERIALS REQUIRED
III	1	<b>Expression of Gratitude</b> 	Children will independently use their creative writing skills to compose a ‘letter of gratitude’ that will include their appreciation and gratitude to the Kingdom, their parents, teachers and friends.	Colour pencils, coloured construction paper, sketch colours, pictures if needed.

2	<p><b>Ignite a SPARK –</b> Create your own quote. Individual Activity</p> 	<p>Children would use their creative skills to make a bookmark and further use their linguistic skills to write a self-created quote on the book mark.</p>	<p>Coloured construction paper, colour pencils, sketch pens, ribbons, other materials for decorating the bookmark.</p>
3	<p><b>Story in a Bag (Group/ Individual Activity)</b></p> 	<p>Children will make a paper bag and add items that represent some aspect of a book (the writer, the setting, the message, the characters etc.) Then, they will pull out the items one by one and explain the relation and significance of each picked up items.</p>	<p>Colour pencils, paper bag, pictures, stickers, related objects etc.</p>
4	<p><b>Change Starts with US (Group /Individual Activity) –</b> What we can do as a Global Citizen.</p> 	<p>Children would use their creative skills and collaborate to design a poster on the given topic (<b><u>Save animals &amp; Wild Life</u></b>).</p>	<p>Coloured construction paper, Colour pencils, sketch pens,</p>
IV	<p><b>Character Letters (Individual Activity)</b></p> 	<p>Students will write letters to or from characters in a book, imagining how they would respond.</p>	<p>Ruled A 4 sheets, a book, markers, pencils.</p>

2

**Class Blog or Creating class Newspaper (Group Activity)**



Students will write articles or reviews for a class blog or create a physical newspaper based on the class activities done.

Construction paper, markers pencils.

3

**Create a class book (Individual Activity)**



Students will contribute a chapter, song or page to a collaborative class book or a chosen item.

Colour pencils, pictures, and accessories.





4

**Pictionary with idioms (group Activity)**



Students will bring pictures or draw 2-3 idioms on paper and further present them as a Quiz for the classmates to guess their meaning. (e.g.: raining cats and dogs)

Pictures,A4 size paper, colours, pencils, idioms.

V	1	<p><b>Creating story comics</b></p> 	<p><b>Individual Activity</b> Students will design a comic using the outline and plot. They would further add dialogues and illustrations as well.</p>	<p>Chart Papers, Pictures of related to the comic Sketch Pens, Glue etc.</p>
	2	<p><b>Literary Portfolio</b></p> 	<p><b>Individual Activity</b> Students will create a portfolio of their favourite books or characters, including all the available details and illustrations.</p>	<p>Construction paper, sketch pens, stickers, glue sticks &amp; related pictures.</p>
	3	<p><b>Character Diaries</b></p> 	<p><b>Individual Activity</b> Students will independently design illustrated diary pages for fictional characters, using magazine clippings to express their thoughts and experiences.</p>	<p>A4 size or colour paper, pictures, sketch pens, stickers, glue sticks</p>
	4	<p><b>Book Trailers</b></p> 	<p><b>Individual Activity</b> Students will create a short video trailer of their favourite books, using a digital device adding illustrations/text/voice recording/background music.</p>	<p>Digital devices, images, colours , pencil &amp; Papers</p>
VI	1	<p><b>PICTURE STORY</b> <b>(Individual Activity)</b></p>	<p>Each child will be assigned to make a graphical story booklet incorporating hand drawn pictures. The booklet may be in the form of a cartoon strip or a self-composed story with few pictures to support it.</p>	<p>Photographs, Pictures, chart papers, construction papers, colours, sketch pens, glue and decorations.</p>
	2	<p><b>CREATIVE EXPRESSION</b></p>	<p>One student will dress up as a particular character or a</p>	<p>Photographs, Props, construction papers, colours,</p>

		<b>ACTIVITY</b> (Group Activity)	famous personality, and the others will ask questions based on the character	sketch pens,stickers, glue and decorations.
	3	<b>TABLE TOPICS</b> (Individual Activity)	Students will speak for one minute by selecting a topic from a set of chits. Each student will pick one chit and present their thoughts before the class.	Paper, pen
	4	<b>NEWS REPORTING</b> (Group Activity)	Each group will be asked to prepare and present news as if to replicate the activities in the newsroom to present news on television. Each group will be assigned for 5-7 mins which may include segments like World news, National news, regional news, sports news etc. The group members may play the roles of news readers, cameraman, sound recordist. Groups are encouraged to be as creative as possible.	Props, Paper, pen,
VII	1	<b>Sports Commentary-</b> (Pair Activity)	Students in pairs will choose a short video clip (of not more than one minute) of any sports of their choice like football or cricket. They will further do a commentary while the video is being played. The activity will be done as a pair activity. The aim is to let them explore their spontaneous oratory skills while maintaining communicative integrity.	Video clip of any sports
	2	<b>Monologues-</b> (Individual Activity)	Students will choose their favourite writers, musicians, athletes, artists and would use their creative thinking ability and write a speech as if they were the person they chose and dress up accordingly and present their speech.  <b>Hybrid-</b> The online students will present their speeches on the digital platform. The may use digital backgrounds (like a stage or a stadium) instead of physical props to "dress up."	Costumes to match the character.
	3	<b>Radio Show-</b>	Children would use their	Props, script

		(Group Activity)	creative, imaginative, and linguistic skills to write the script of a radio show and present it. The show must include self-composed poems and stories, interviews and other entertaining activities. Each group will be assigned 5 mins to present the radio show.	
	4	<b>CV Making</b> (Individual Activity)	Students will create a professional CV using academic, personal, and co-curricular details.	Paper (A4 or construction), pen
VIII	1	<b>HEART MAPS-</b> Pathway to Poetry and Communication (Individual Activity)	Each child will write a self-composed poem or a story and present it to the class.	Construction Paper (A 3), Colours, Sketch Pens, Stickers, And Decorations.
	2	<b>Short Movie / Informational Vlog Making</b> (Group Activity)	Students, in groups, will premier their reels/ vlogs which they have already shot. The short clips that they record will be compiled and edited together as a group on relevant themes like global warming, friendship, career choices etc. The themes will be announced and assigned in the class well in time. The rules and regulations will also be shared and have to be strictly adhered to. Rules: <ol style="list-style-type: none"> <li>1. No plagiarism.</li> <li>2. No personal attacks.</li> <li>3. No religious comments or biased opinions will be acceptable.</li> <li>4. No comments or depiction of any negativity directed towards a particular community/ region/ caste/ creed etc.</li> <li>5. No external actors or members.</li> <li>6. The movie should not be more than 5 mins.</li> <li>7. The ideas should be original and script to be self-composed.</li> </ol> The movie should be shot within the socially acceptable norms of dressing and behaviour.	Short movie clip.
	3	<b>PODCAST/MOCK INTERVIEW</b>	Students will choose a personality of their choice	Props, script, research on the personality.

		<b>(Group Activity)</b>	and plan an interview with him/her. Students may play the role of interviewer, interviewee, cameraman, director etc. Students choosing online mode may join in as online guests and participate in the Podcast as per the script.	
	4	<b>Idiom Creation Activity (Individual Activity)</b>	Students need to invent their own idioms! something creative, funny, or modern! Example: "Spilling the Wi-Fi" = sharing secrets online. Students are required to come up with <b>at least five</b> original or modified idioms, presented creatively with illustrations. Each idiom must include: <ol style="list-style-type: none"> <li>1. The idiom phrase</li> <li>2. Its meaning</li> <li>3. One sentence using it</li> </ol> <p>Students joining in online, will read out and present their idioms on camera, further they scan and submit their work as an assignment.</p>	Ruled or plain A4 sized Paper/ construction paper, Sketch pens, related pictures if needed.
IX	1	<b>Crossword</b>	Students will work in their respective groups. They will make crossword puzzles using varied vocabulary.  <b>Theme-Based Crossword</b>  <b>Task:</b> <ul style="list-style-type: none"> <li>• Create a crossword puzzle based on a <b>specific theme</b> (e.g., Sports &amp; Fitness, Environment &amp; Climate Change, Technology &amp; Digital World, Inspirational Words / Values</li> <li>• Include <b>10–15 vocabulary words</b></li> </ul>	<b>Materials:</b> Chart paper, sketch pens, colour pencils

			<p>related to the theme.</p> <p><b>Instructions:</b></p> <ul style="list-style-type: none"> <li>• Write clues (meanings/descriptions) for each word</li> <li>• Draw a neat crossword grid on chart paper</li> <li>• Highlight the theme with colours and drawings</li> </ul>	
2	<b>Dictionary of Idioms</b>	<p>Students, in groups, shall compile a dictionary of the idioms, giving their meanings and usage in the sentences.</p> <ul style="list-style-type: none"> <li>• <b>Themes for example:</b> Everyday Idioms, Idioms Related to Emotions, Idioms Related to Success &amp; Failure etc.</li> </ul> <p><b>Task:</b></p> <ul style="list-style-type: none"> <li>• Write 10-15 idioms</li> <li>• Write meanings in simple language</li> <li>• Frame <b>1 sentence per idiom</b></li> <li>• Add small illustrations</li> </ul> <p><b>Students should follow this structure:</b></p> <ul style="list-style-type: none"> <li>• Idiom:</li> <li>• Meaning:</li> <li>• Sentence:</li> <li>• Illustration (optional):</li> </ul>	Colours, pencils, chart papers, pens	
3	<b>Stories Retold</b>	<p>Students will work in groups to <b>retell a classic story</b> by changing one or more of the following elements:</p> <ul style="list-style-type: none"> <li>• Setting (e.g., from a village to a modern city)</li> </ul>	<ul style="list-style-type: none"> <li>• Chart papers</li> <li>• Colour pencils</li> <li>• Sketch pens</li> <li>• Writing sheets</li> <li>• (Optional) Props for role play</li> </ul>	

			<ul style="list-style-type: none"> <li>• Plot (add twists or change the ending)</li> <li>• Genre (e.g., turn a tragedy into a comedy or a mystery)</li> </ul> <p>Each group will:</p> <ul style="list-style-type: none"> <li>• Select a well-known story (fairy tale, folktale, or classic literature)</li> <li>• Rewrite it in a <b>modern context</b></li> <li>• Present their version creatively through: <ul style="list-style-type: none"> <li>○ Story narration</li> <li>○ Role play</li> <li>○ Poster/chart presentation</li> </ul> </li> </ul> <p>Students must ensure:</p> <ul style="list-style-type: none"> <li>• The core idea of the original story is still recognizable</li> <li>• The language is simple, clear, and engaging</li> <li>• Creativity and originality are highlighted</li> </ul>	
4		<p><b>Creative Monologue</b></p>	<p>Students will choose a personality they admire such as a writer, musician, athlete, or artist and create a <b>first-person monologue</b> as if they are that person.</p> <p>Each student will:</p> <ul style="list-style-type: none"> <li>• Research their chosen personality</li> <li>• Write a speech beginning with phrases like “<i>I am...</i>” or “<i>People know me as...</i>”</li> <li>• Include key details such</li> </ul>	<ul style="list-style-type: none"> <li>• Costume/props related to the chosen character</li> <li>• Cue cards (optional)</li> <li>• Chart paper (if using visual aids)</li> <li>• Basic accessories (glasses, hats, etc., if needed)</li> </ul>

			<p>as:</p> <ul style="list-style-type: none"> <li>○ Achievements</li> <li>○ Struggles</li> <li>○ Inspirations</li> <li>○ Personal thoughts or messages</li> </ul> <p>Students will:</p> <ul style="list-style-type: none"> <li>• Present the monologue in class</li> <li>• Dress up or use simple props to resemble the character</li> <li>• Speak with appropriate expression and confidence</li> </ul> <p>The aim is to encourage <b>creativity, research skills, and speaking ability</b> while helping students connect with real-life personalities.</p>	
X	1	<b>Compiling a Biography (Individual)</b>	Students will gather information about a poet or an author from any of the eras of English Literature. They will produce a structured written biography (introduction, early life, achievements, challenges, conclusion) and a digital presentation or recorded narration. All submissions will be uploaded on Microsoft Teams, and selected students may present during a live session.	Notebook/chart paper, writing tools, laptop, internet access, photographs
	2	<b>Podcast Creation (Individual/Pair)</b>	Students will create a 2–4 minute podcast on a selected topic such as a social issue, book/film review, or personal experience. They will prepare a script, record the audio, and submit the final file via Microsoft Teams. Peer feedback may be conducted through discussion posts.	Notebook, recording device, editing app, internet access
	3	<b>Debate Forum (Group)</b>	Students will participate in a structured debate on assigned topics. Preparation	Research materials, notes, laptop, internet access

			will involve collaborative research. The debate will be conducted either in class or via a live session on Microsoft Teams. A written summary of arguments will be submitted post-activity.	
	4	<b>Digital Storyboard Creation (Individual)</b>	Students will convert a story or lesson into a storyboard illustrating sequence and dialogue. The work may be hand-drawn or digitally created (PowerPoint/Canva). Students will upload their work on Microsoft Teams and may present it during a live or classroom session.	Chart paper/digital tools, drawing materials, device, internet access
XI	1	<b>Travel Blog on Egypt/ Travel Journal on Wonders of Egypt.</b>	Students will research Egypt and its culture and write a descriptive piece highlighting its heritage and famous tourist attractions. They will also include a comparison between ancient and modern Egypt.	Related pictures, glue stick, other required materials.  Digital Travel Journal (Word/PowerPoint/Canva)
	2	<b>DECLAMATION / TED TALK  INDIVIDUAL ACTIVITY</b>	Presentation of Oratory skills through replicas of a speech delivered by a famous personality or a motivational speech.	Oral presentation
	3	<b>ECHOES OF EXPRESSION  MUSIC AND POETRY FUSION  (Group Activity/ Individual Activity)</b>	Students select classical poems, or text based poems to  analyze the lyrics for vocabulary, themes, poetic devices and recite poems alongside background music.  Students identify difficult words, themes, and poetic devices in groups, and creatively reinterpret the poem by adding artistic elements or modern nuances.  ASYNCHRONOUS Students complete a digital	Copies of poems, musical sources

			organizer (theme, tone, devices). Students rehearse and present the recitation with background music	
	4	<b>BIOGRAPHY WRITING/ NEWS REPORTING (INDIVIDUAL)</b>	Students will compile a BIOGRAPHY of any of their favourite sports or literary personality or deliver news reports on important sport events of the week.	Chart papers, pencils, colour pencils, pictures (Comic pictures), glue, scissors etc.  News reports of recent sport events
XII	1	<b>Digital Storytelling/ Digital Poetry Recitation</b>	<p>Students either create a short digital story by combining narration with visuals or recite a poem with expression. They can either adapt a known story or create their own.</p> <p>This activity focuses on speaking skills and creativity while being easy to manage in an online setting. Students can submit recorded videos or present live by sharing their screen.</p> <ul style="list-style-type: none"> <li>• Students prepare a short story or recite a poem (1–2 minutes).</li> <li>• Create 4–6 slides or visuals (PowerPoint, drawings, or images).</li> </ul> <p>Add background music or sound effects.</p>	Digital device, internet connection, PowerPoint, images/drawings
		<b>TREASURE TROVE OF MEMORIES/ LETTERS TO FRIENDS &amp; TEACHERS</b>	Students write heartfelt letters to a friend or a teacher, describing their fondest school memories. In the hybrid mode, they present their letters creatively through digital slides or handwritten formats. They may also include pictures or drawings to enhance their message.	Digital tools (PowerPoint/Google Slides)
		<b>DECLAMATION / ANALYSIS OF THE FAMOUS SPEECHES</b>	Students showcase their oratory skills by either delivering a speech of a famous personality (declamation) or presenting an analysis of any selected famous	Digital device and tools for research and preparation.

			speech in the history. Emphasis will be on confidence, clarity, pronunciation, and presentation skills.	
--	--	--	---	--

All the above mentioned activities will be conducted during their regular periods.

We request you to encourage your ward to participate in all the activities.

Thanks and regards



Dr Arun Kuumar Sharma

Principal



Ref:NMS:CRP:004:26:27

15<sup>th</sup> April 2026

## **CIRCULAR TO PARENTS (GRADE VI)**

### **Subject: Guidelines for Implementation of Third Language as per CBSE Norms**

Dear Parents,

Greetings from NMS Family!

We would like to inform you that, in accordance with the latest CBSE guidelines, the implementation of a third language will be extended from Grade 6 through Grade 10. To provide further clarity, an online session has been arranged for the parents of Grade VI students. This session is being conducted in response to requests received from Grade VI parents.

#### **Details of the meeting are as follows:**

- **Date:** Saturday, 18th April 2026
- **Time:** 8:00 AM
- **Mode:** Online (the meeting link is given below)

<https://teams.microsoft.com/l/meetup-join/19%3a43ffca9539b8436bbd7f70d6093f06de%40thread.tacv2/1776229183628?context=%7b%22Tid%22%3a%220fcd6953-63d8-496c-b4a2-a083f0cf4d29%22%2c%22Oid%22%3a%22be8c4147-a01a-41e2-926e-589b653976fc%22%7d>

Your participation is important to ensure a clear understanding of the new academic requirement and to support your child effectively.

We look forward to your cooperation.

Warm regards,

Dr. Arun Kumar Sharma  
Principal



Ref:NMS:CRP:006:26:27

15<sup>th</sup> April 2026

**Circular to Parents (Grade XI)**  
**Sub: LOC FOR CLASS X (2025-26) SECOND BOARD EXAMINATION**

Dear Parents,

Greetings from the NMS Family!

We extend our heartfelt congratulations to all our students and their parents on the excellent performance in the Grade X Board Examination 2025–26.

As per the recommendations of NEP 2020, CBSE has introduced the Two Board Examination Policy. Under this policy, Class X students are given an opportunity to improve their performance in up to three subjects during the Second Board Examination scheduled in May 2026.

**Please note the following conditions to appear for the Second Board Examination:**

- a) This option is available only to students who have appeared for the First Board Examination 2025–26.
- b) All passed and eligible students are allowed to improve their performance in any three subjects from among Science, Mathematics, Social Science, and Languages.
- c) Change of subject from the First Examination to the Second Examination is not permitted.
- d) No correction in the student's data will be allowed from the First Examination to the Second Examination.
- e) The Second Board Examination will be conducted based on the same syllabus prescribed for the First Examination for the academic year.
- f) The examination centre once allotted will not be changed for the Second Board Examination.
- g) As per the options available, a student can select maximum three subjects, which includes one language subject. If a student doesn't opt for improvement examination in any of the languages then she / he can select any two other academic subjects.
- h) Students who wish to appear for the Second Board Examination must submit the LOC (List of Candidates) **latest by Friday, 17 April 2026, along with the examination fee of BD 13/- per subject latest by Saturday, 18 April 2026. Kindly note that if the examination fee is not received by Saturday, 18 April 2026, finalization of the LOC will not be possible, and the student will not get the opportunity to appear for the Second Board Examination.**

Kindly refer the CBSE Circular of Two Board Examination policy for detailed information (Circular link [Notification for Two Board Examinations](#))

**Kindly fill out the Google Form through the link provided below, select the required subjects, and submit it on or before Friday, 17 April 2026.**

<https://forms.gle/LsYcab9XwrzwhPeM7>

**For any further clarification, please feel free to contact the respective HRT or TIC (Grades IX & X), Mr. Vipin (39355816).**

Thanking you

With best regards

Dr. Arun Kumar Sharma  
Principal



Ref:NMS:CRP:005:26:27

15<sup>th</sup> April 2026

**Circular to Parents (Grades I To XII)**

**Sub: Commencement of Hybrid Classes from 19<sup>th</sup> April,2026**

Dear Parents

Greetings from NMS Family!

This is further reference to our circular NMS:CRP:003:26:27, dated 13<sup>th</sup> April,2026. We would like to kindly inform you that we have been granted permission from the Private Education Directorate to commence the hybrid classes w.e.f 19<sup>th</sup> April 2026 until 30<sup>th</sup> April,2026. Accordingly, the classes will be conducted in the hybrid mode. The parents who are willing to opt for on campus attendance for their wards are requested to note the following.

- 1) To ensure safety of the students and convenience of the parents the on-campus reporting has been staggered as per the schedule given below.

Grades	Date of commencement of Hybrid Classes	Reporting Time	Dispersal Time
I to V	19 <sup>th</sup> April,2026	7:30 a.m.	12:50 p.m.
VI to VIII	20 <sup>th</sup> April.,2026	7:30 a.m.	12:50 p.m.
IX to XII	21 <sup>st</sup> April,2026	7:30 a.m.	1:40 p.m

- 2) **The hybrid class timings will remain same as the existing timetable for online classes.**
- 3) For safety reasons in the current situation, only parents are allowed to drop and pick up their wards. We will not be able to allow Private Van drivers to pick up or drop students in the campus.
- 4) **Availability of School Transport:** The school transport will be provided for the students from May,2026 for which a separate circular has been sent on 14<sup>th</sup> April,2026. The interested parents may fill in the google form for their ward. We request the parents opting for school transport for their ward to manage transport until 30<sup>th</sup> April,2026 or continue to attend online learning.
- 5) The parents who are interested to send their wards for on-campus classes are requested to give their consent through the google form link given below. The same to be submitted at the latest by **Friday, 17<sup>th</sup> April,2026.**

[https://docs.google.com/forms/d/e/1FAIpQLSfI2SFMAbL\\_CvxAlpoB24kqc\\_EeHORzzESX6e9EyjofbTVpra/viewform?usp=header](https://docs.google.com/forms/d/e/1FAIpQLSfI2SFMAbL_CvxAlpoB24kqc_EeHORzzESX6e9EyjofbTVpra/viewform?usp=header)

Looking forward to your cooperation and support.

Thanking you

With best regards

Dr. Arun Kumar Sharma  
Principal



Ref:NMS:338:25:26

31<sup>st</sup> March 2026

**CIRCULAR TO PARENTS (KG I TO GRADES XII)**

**SUB: ONLINE CLASSES FACILITATED ON MICROSOFT TEAMS**

Dear Parents

Greetings from the NMS Fraternity!

We hope you and your family are safe and bonded together in the current circumstances. At the onset, we would like to express our heartfelt gratitude to you, for extending your unwavering support in all our endeavours for the academic session 2025-26.

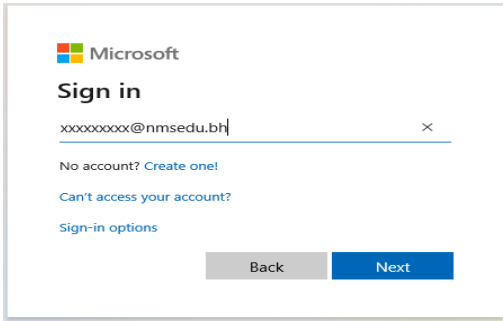
The school is all set to resume the Online Classes for the new academic session 2026-27. Please be informed that all the classes will be conducted using MICROSOFT TEAMS. 'Microsoft Teams' aims at providing our children, a complete virtual school experience. It is an integrated and complete learning management system designed to enable our children enrich themselves with valuable life skills such as Collaboration and Communication, by working closely with the teachers and fellow students. The platform also offers a personalized and vibrant learning environment, integrating classroom essentials i.e. assignments, announcements, and class notebooks within a single, seamless system.

**IMPORTANT GUIDELINES FOR SETTING UP OF MICROSOFT TEAMS**

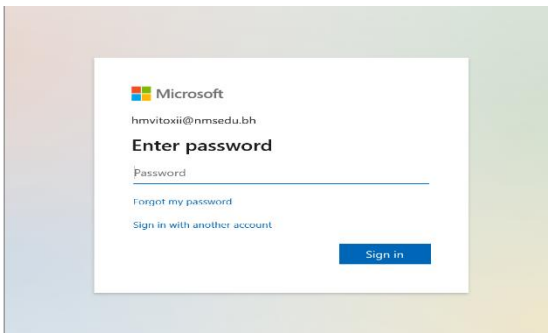
1. Install Microsoft Teams app on your desktop/laptop.  
[Download the Teams App from play store/Appstore/google.](#)
2. The school has sent your user ID and password to the email address registered in the school ERP. These details has been shared individually to maintain confidentiality.
3. Use this ID to sign in and CHANGE YOUR PASSWORD for safety reasons.
4. Kindly do not share the ID and Password with any other person for security reasons. The school technical team will be monitoring digital attendance daily.
- 5 . As NMS family, we are always concerned about the safety and security of our students. We are always there to safeguard them during online classes. We request your compliance with all the cyber safety rules.
6. Students may use only a Desktop/ Laptop/ Tab for their online classes.
7. Any kind of audio disruption is strictly prohibited during online classes.

**Kindly follow the given steps to sign into your ward’s Microsoft Licensed ID**

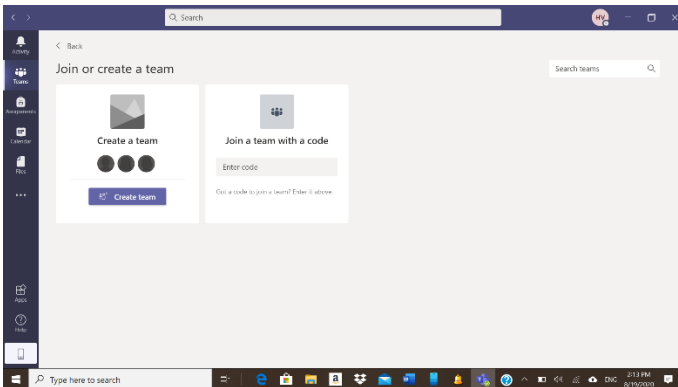
**STEP 1: Sign in to the App with the Microsoft id & password provided by the HRT's**



**STEP 2: Enter Password provided by the HRT and change your password after first login for security reasons.**



**STEP 3: Click Sign in to enter into Teams.**

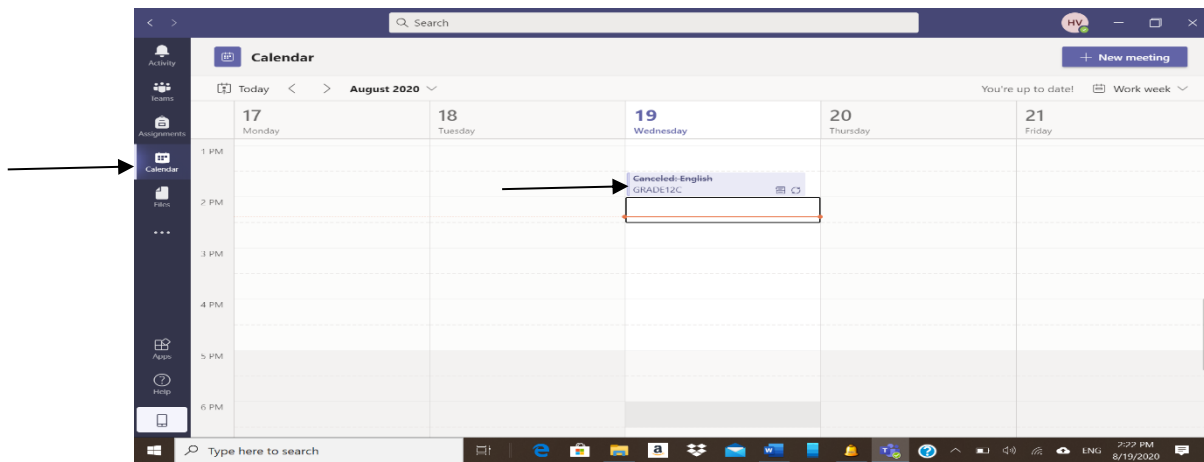


**STEP 4:** Click to “JOIN A TEAM WITH A CODE”.( For different subjects, the respective subject codes will be provided by the HRT.) NOW YOU ARE PART OF A CLASS ON MICROSOFT TEAMS.

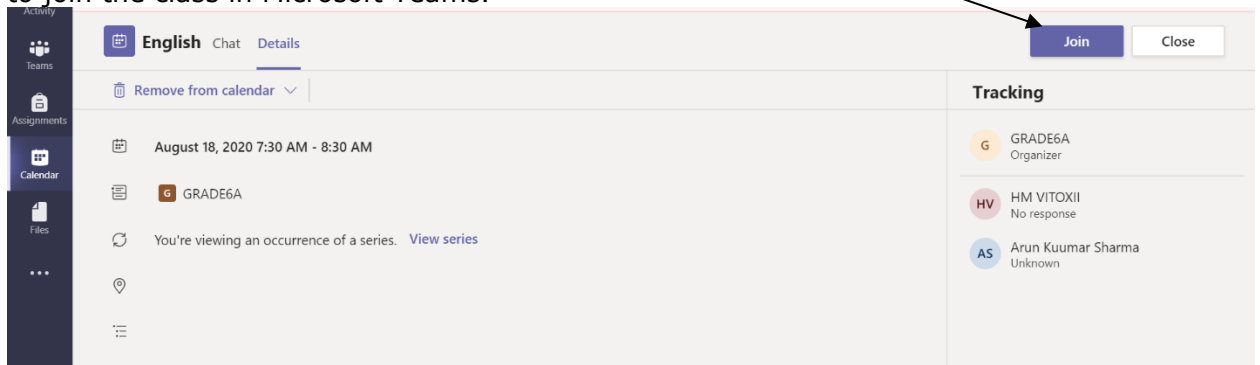
**GUIDELINES FOR ATTENDING CLASSES ON MICROSOFT TEAMS:**

1. The Timetable will be pre-scheduled by your HRT and will appear on your Teams. Ensure that you check the Calendar every day for the scheduled classes.
2. To join a class, simply click '**Join now**' in the calendar at the scheduled time, and you will be connected to the session.

You just must click on the **'join now'** in the calendar at the designated time as per the class schedule and you will be connected to the session.



3. Double Click on the scheduled class mentioned in the calendar and Click "JOIN" icon to join the class in Microsoft Teams.



4. Once you join the meeting, Video should be always in **ON** mode.

**For any technical support /assistance/queries pertaining to the Microsoft Teams you may contact Mr. Akhil on 3714 4744 or Mr. Mujib 35512455 on WhatsApp or send an email to the IT department: [itdept@nms.edu.bh](mailto:itdept@nms.edu.bh)**

**General guidelines pertaining to the Online classes:**

- The classes will be conducted as per the timetable shared by the HRT on all working days, and it is mandatory for all the students to attend every period.
- Always log in five minutes before the scheduled time for class assembly.
- Answer your call promptly while teacher takes the attendance.
- The Schedule for online classes will be sent/ shared through the respective class group. We request all students to adhere to the same.
- Students must keep their writing pads and requisite stationery items handy with them, to be used during the on-line classes.
- Students are requested to take relevant print outs if required and as specified by the teachers concerned, before the commencement of the online classes.
- Specific time will be kept aside for clarification of doubts with the teacher to avoid interference while the class is in progress.
- We intend to instill **discipline** right from the beginning. In line with this, we request the following:
  - a) The students are advised to be in proper school uniform / formal colour dress.
  - a) Refrain from eating during online classes. Break time must be followed.

- Attendance is recorded automatically in Microsoft Teams period wise, and the same will be checked by the HRT at the end of the day. Therefore, it is mandatory for a student to attend all classes.
- Parents must not enter discussions with the teachers when the session is ongoing. This disrupts the learning for all students in the class. If a parent wants to share any observation / query, please contact respective HRT/TIC/HM so that he/she can help you.
- Please follow the timetable given by the HRT for online classes regularly. In case of any change in the Timetable for a day, due to absence of teacher or any other reasons the same will be notified by the HRT.
- Students must submit all assignments through Teams. The subject teacher will review the work and provide feedback within a week.
- Only one parent contact number will be added in the class group. For the safety of our students, we request all parents and students to strictly follow the above guidelines. In case of any violation, the teacher or IT administrator may block the participant in order to ensure the safety and smooth functioning of the classes for all students.
- The **class timetable** will be shared in the respective class groups by the Mother /Home Room Teachers.

Requesting your co-operation.

With best regards



Dr.Arun Kuumar Sharma

Principal